



## Report on Student Outcomes and School Climate OurSCHOOL Elementary School Survey (6720)

### OurSCHOOL Blessed Cardinal Newman Highlights

Your version of the **OurSCHOOL** student survey measures 18 indicators based on the most recent research on school and classroom effectiveness. This report provides highlights based on data from 184 students in this school that participated in the survey between 22 Oct. 2018 and 7 Nov. 2018. The number of students by grade level is:

grade 4: 57  
grade 5: 55  
grade 6: 72

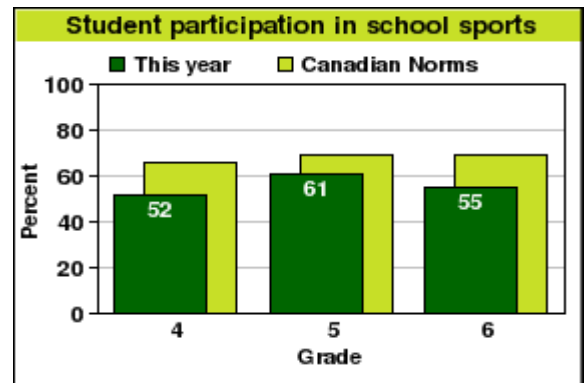
The bar charts show the results by grade for grades with at least 5 students. These are compared with Canadian norms, which are based on last year's results for all students using the OurSCHOOL survey at the grade levels found in this school. For details on the survey see [www.thelearningbar.com](http://www.thelearningbar.com).

## Social-Emotional Outcomes

### Student participation in school sports

Students who play sports with an instructor at school, other than in a gym class.

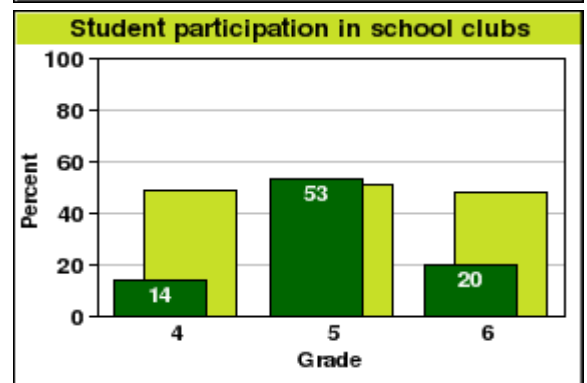
- 56% of students in this school had a high rate of participation in sports; the Canadian norm for these grades is 68%.
- 48% of the girls and 62% of the boys in this school had a high rate of participation in sports. The Canadian norm for girls is 66% and for boys is 70%.



### Student participation in school clubs

Students who take part in art, drama, or music groups; school clubs; or a school committee.

- 28% of students in this school had a high rate of participation in clubs; the Canadian norm for these grades is 49%.
- 39% of the girls and 20% of the boys in this school had a high rate of participation in clubs. The Canadian norm for girls is 57% and for boys is 42%.



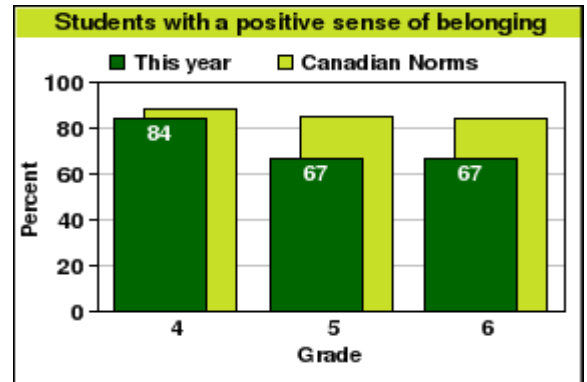


## Social-Emotional Outcomes

### Students with a positive sense of belonging

Students who feel accepted and valued by their peers and by others at their school.

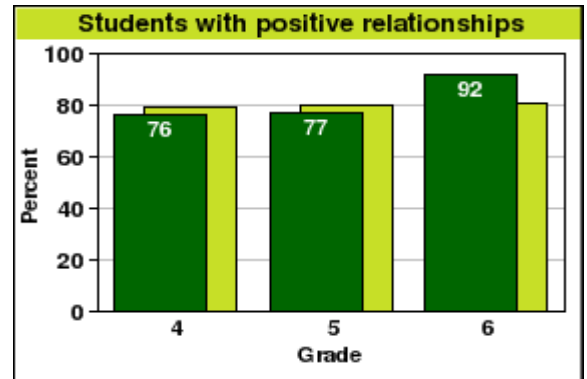
- 72% of students in this school had a high sense of belonging; the Canadian norm for these grades is 86%.
- 72% of the girls and 72% of the boys in this school had a high sense of belonging. The Canadian norm for girls is 86% and for boys is 85%.



### Students with positive relationships

Students who have friends at school they can trust and who encourage them to make positive choices.

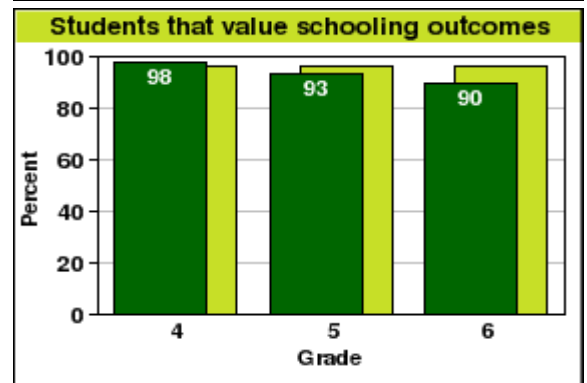
- In this school, 82% of students had positive relationships; the Canadian norm for these grades is 80%.
- 88% of the girls and 77% of the boys in this school had positive relationships. The Canadian norm for girls is 84% and for boys is 77%.



### Students that value schooling outcomes

Students who believe that education will benefit them personally and economically, and will have a strong bearing on their future.

- 93% of students in this school valued school outcomes; the Canadian norm for these grades is 96%.
- 95% of the girls and 92% of the boys in this school valued school outcomes. The Canadian norm for girls is 97% and for boys is 95%.



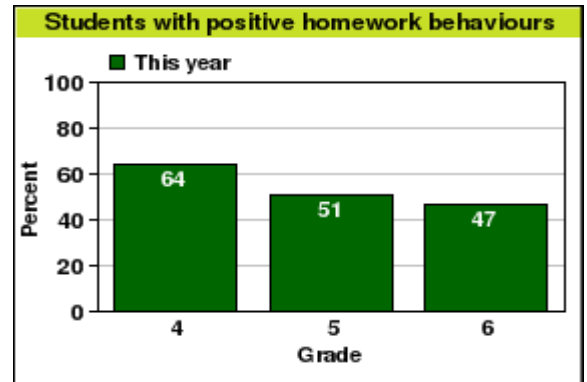


## Social-Emotional Outcomes

### Students with positive homework behaviours

Students who do homework for their classes with a positive attitude and in a timely manner.

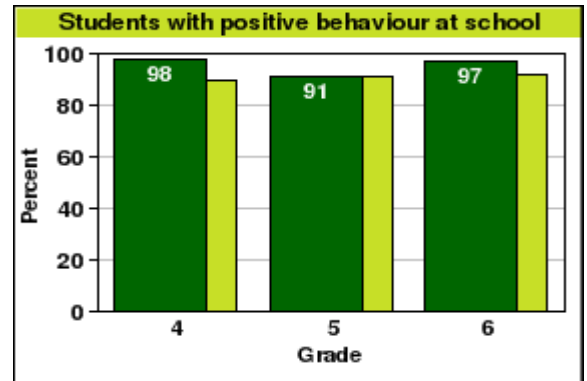
- In this school, 54% of students had positive homework behaviours.
- 55% of the girls and 52% of the boys in this school had positive homework behaviours.



### Students with positive behaviour at school

Students that do not get in trouble at school for disruptive or inappropriate behaviour.

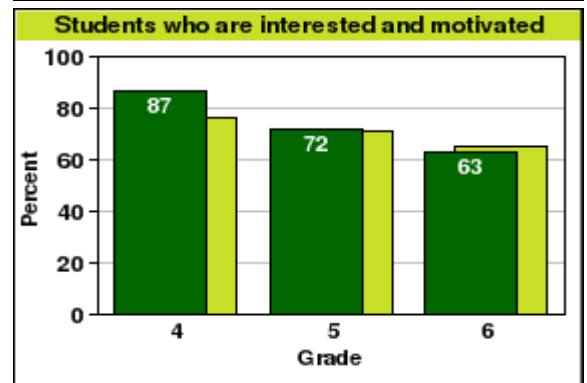
- In this school, 96% of students had positive behaviour; the Canadian norm for these grades is 91%.
- 98% of the girls and 94% of the boys in this school with positive student behaviour at school. The Canadian norm for girls is 95% and for boys is 87%.



### Students who are interested and motivated

Students who are interested and motivated in their learning.

- 73% of students in this school were interested and motivated; the Canadian norm for these grades is 71%.
- 78% of the girls and 69% of the boys in this school were interested and motivated. The Canadian norm for girls is 74% and for boys is 68%.



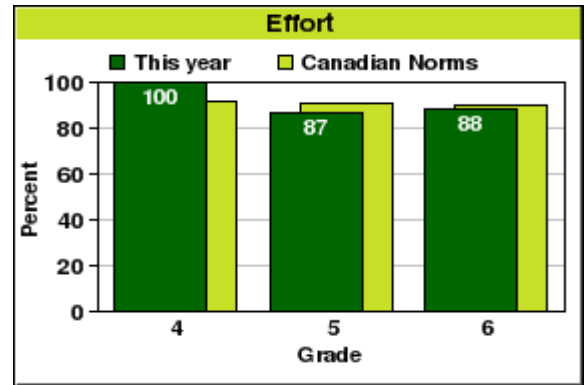


## Social-Emotional Outcomes

### Effort

Students who try hard to succeed in their learning.

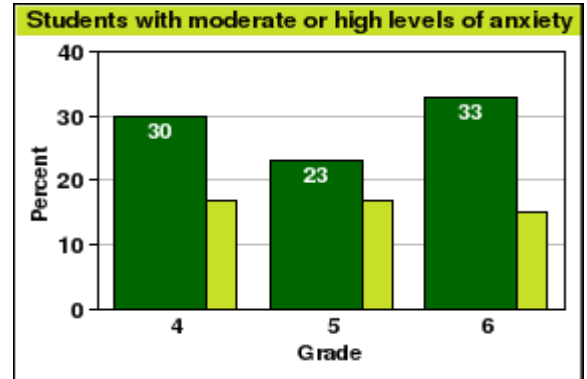
- 91% of students in this school tried hard to succeed; the Canadian norm for these grades is 91%.
- 91% of the girls and 91% of the boys in this school tried hard to succeed. The Canadian norm for girls is 93% and for boys is 89%.



### Students with moderate or high levels of anxiety

Students who have intense feelings of fear, intense anxiety, or worry about particular events or social situations.

- 29% of students in this school had moderate to high levels of anxiety; the Canadian norm for these grades is 16%.
- 39% of the girls and 20% of the boys in this school had moderate to high levels of anxiety. The Canadian norm for girls is 20% and for boys is 13%.



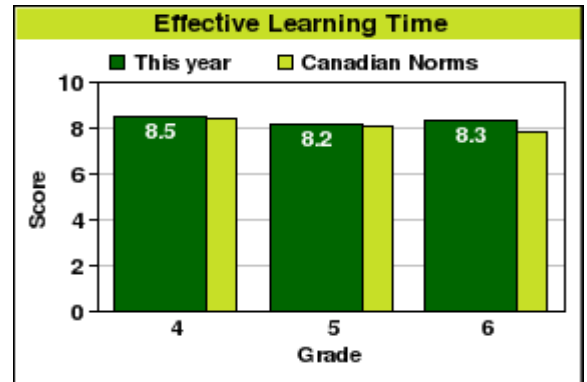


## DRIVERS of Student Outcomes

### Effective Learning Time

Important concepts are taught well, class time is used efficiently, and homework and evaluations support course objectives.

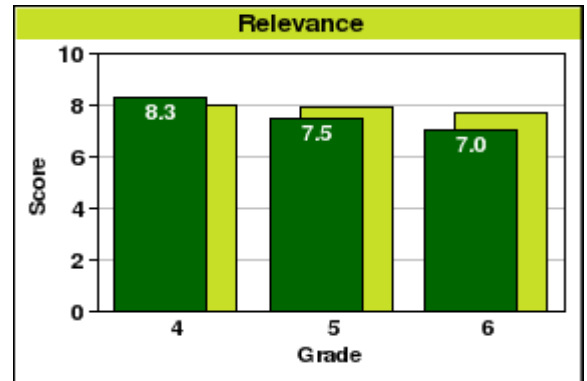
- In this school, students rated effective classroom learning time 8.3 out of 10; the Canadian norm for these grades is 8.1.
- In this school, effective classroom learning time was rated 8.5 out of 10 by girls and 8.2 out of 10 by boys. The Canadian norm for girls is 8.2 and for boys is 8.



### Relevance

Students who find classroom instruction relevant to their everyday lives.

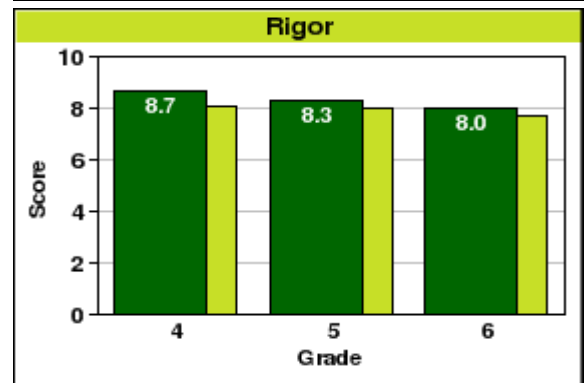
- In this school, students rated relevance 7.6 out of 10; the Canadian norm for these grades is 7.9.
- In this school, relevance was rated 7.6 out of 10 by girls and 7.5 out of 10 by boys. The Canadian norm for girls is 8 and for boys is 7.8.



### Rigor

Students who find the classroom instruction is well-organized, with a clear purpose, and with immediate and appropriate feedback that helps them learn.

- In this school, students rated rigor 8.3 out of 10; the Canadian norm for these grades is 7.9.
- In this school, rigor was rated 8.4 out of 10 by girls and 8.2 out of 10 by boys. The Canadian norm for girls is 8 and for boys is 7.9.





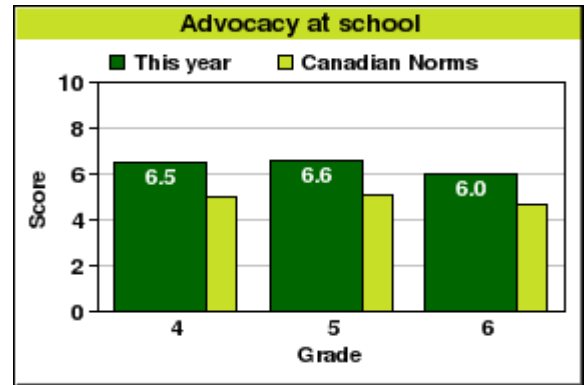
# Report on Student Outcomes and School Climate OurSCHOOL Elementary School Survey (6720) Blessed Cardinal Newman Highlights

## DRIVERS of Student Outcomes

### Advocacy at school

Students who feel they have someone at school who consistently provides encouragement and can be turned to for advice.

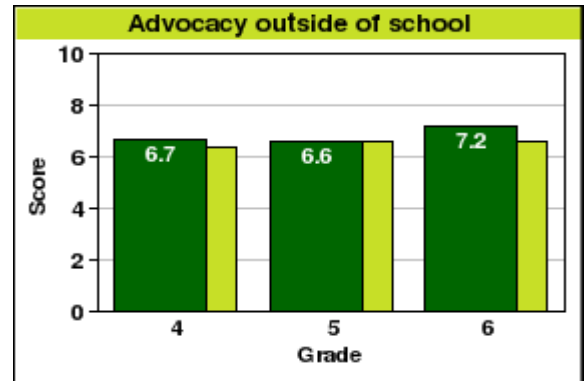
- In this school, students rated advocacy at school 6.3 out of 10; the Canadian norm for these grades is 4.9.
- In this school, advocacy at school was rated 6.4 out of 10 by girls and 6.2 out of 10 by boys. The Canadian norm for girls is 4.9 and for boys is 5.



### Advocacy outside of school

Students who feel they have someone at home or in their community who consistently provides encouragement and can be turned to for advice.

- In this school, students rated advocacy outside of school 6.9 out of 10; the Canadian norm for these grades is 6.5.
- In this school, advocacy outside school was rated 7.4 out of 10 by girls and 6.4 out of 10 by boys. The Canadian norm for girls is 6.6 and for boys is 6.4.



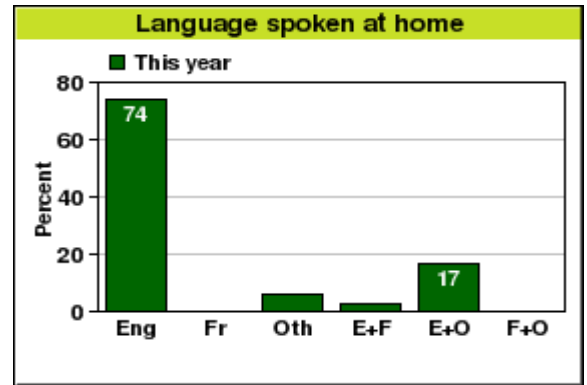


## Demographic Factors

### Language spoken at home

Students are asked to indicate the language they speak most often at home.

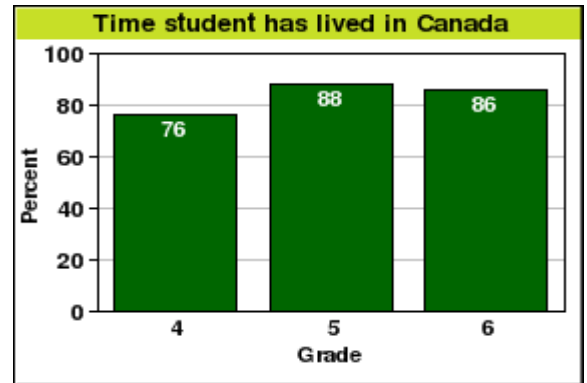
- 74% of students in this school speak English at home.
- 0% of students in this school speak French at home.
- 6% of students in this school speak other languages at home.
- 3% of students in this school speak English and French at home.
- 17% of students in this school speak English and another languages at home.
- 0% of students in this school speak French and another languages at home.



### Time student has lived in Canada

Students who were born in Canada.

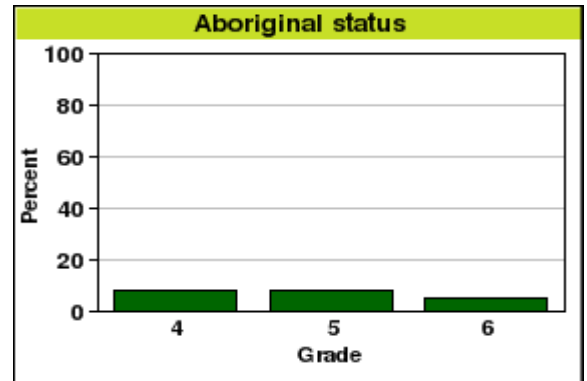
- 83% of students in this school were born in Canada.
- 87% of the girls and 80% of the boys in this school were born in Canada.



### Aboriginal status

Students who are of Aboriginal origin, that is, First Nations, Métis, or Inuk.

- 7% of students in this school are of Aboriginal origin.
- 8% of the girls and 5% of the boys in this school are of Aboriginal origin.

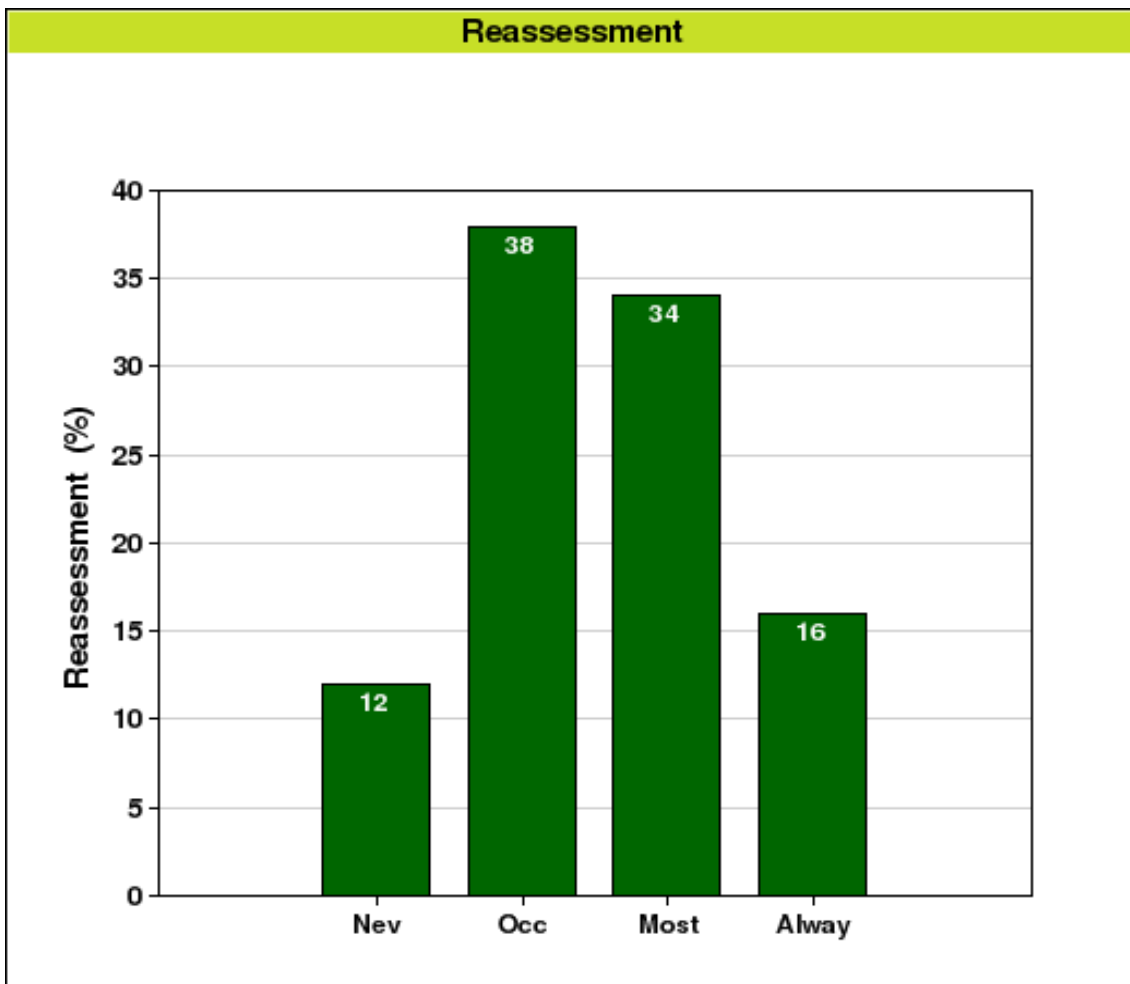




## Multiple Choice Question

Students were asked: "My teacher gives me opportunities to redo tests, quizzes and assignments."

- Never (Nev)
- Occasionally (Occ)
- Most of the time (Most)
- Always (Alway)





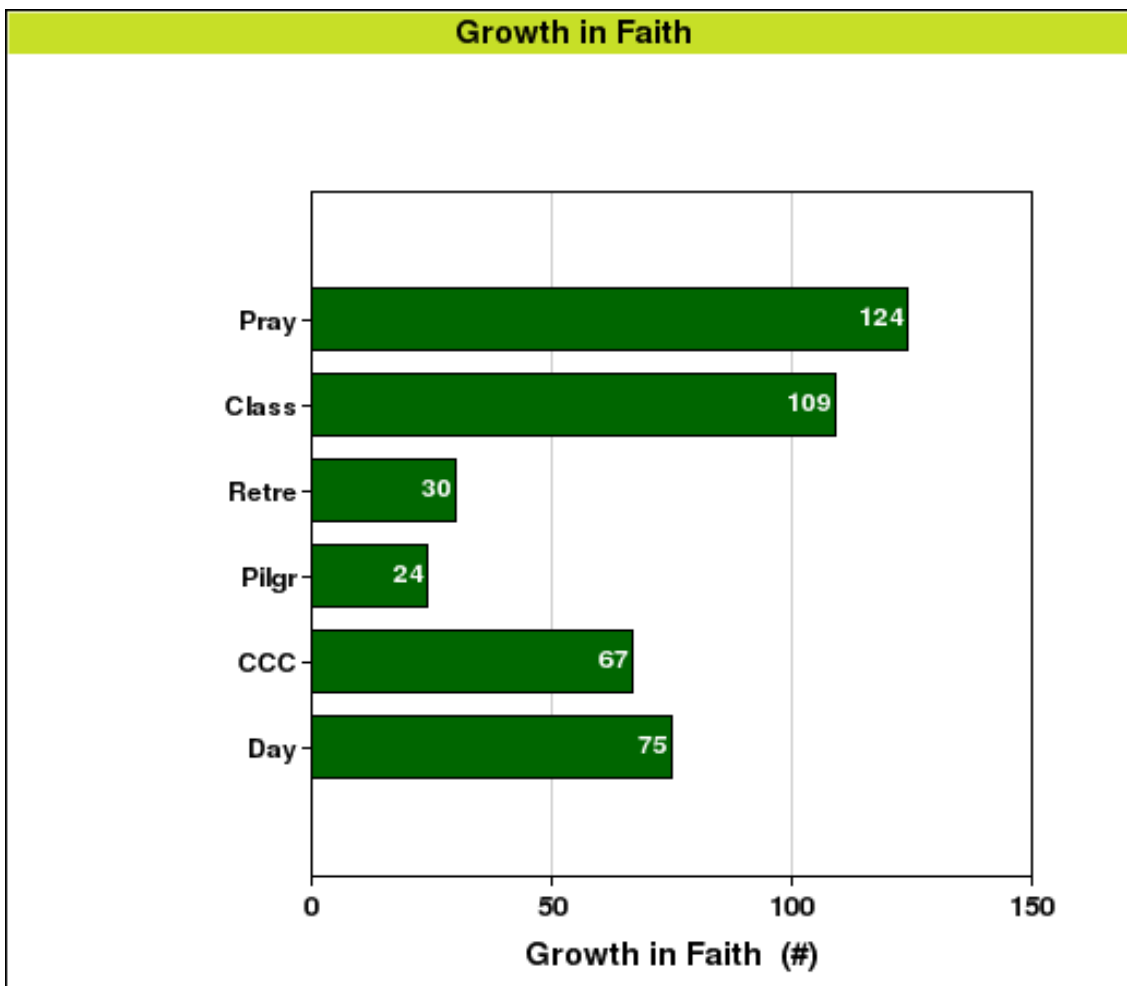


**Report on Student Outcomes and School Climate**  
**OurSCHOOL Elementary School Survey (6720)**  
**Blessed Cardinal Newman Highlights**

**Multiple Choice Question**

Students were asked: "I feel closer to God when my school/class participates in (please select all that apply):"

- Prayer/Liturgy (Pray)
- Religion Classes (Class)
- Retreats (Retre)
- Pilgrimages (Pilgr)
- Catholic Community of Caring Projects (CCC)
- Day-to-day interactions/relationships with each other (Day)



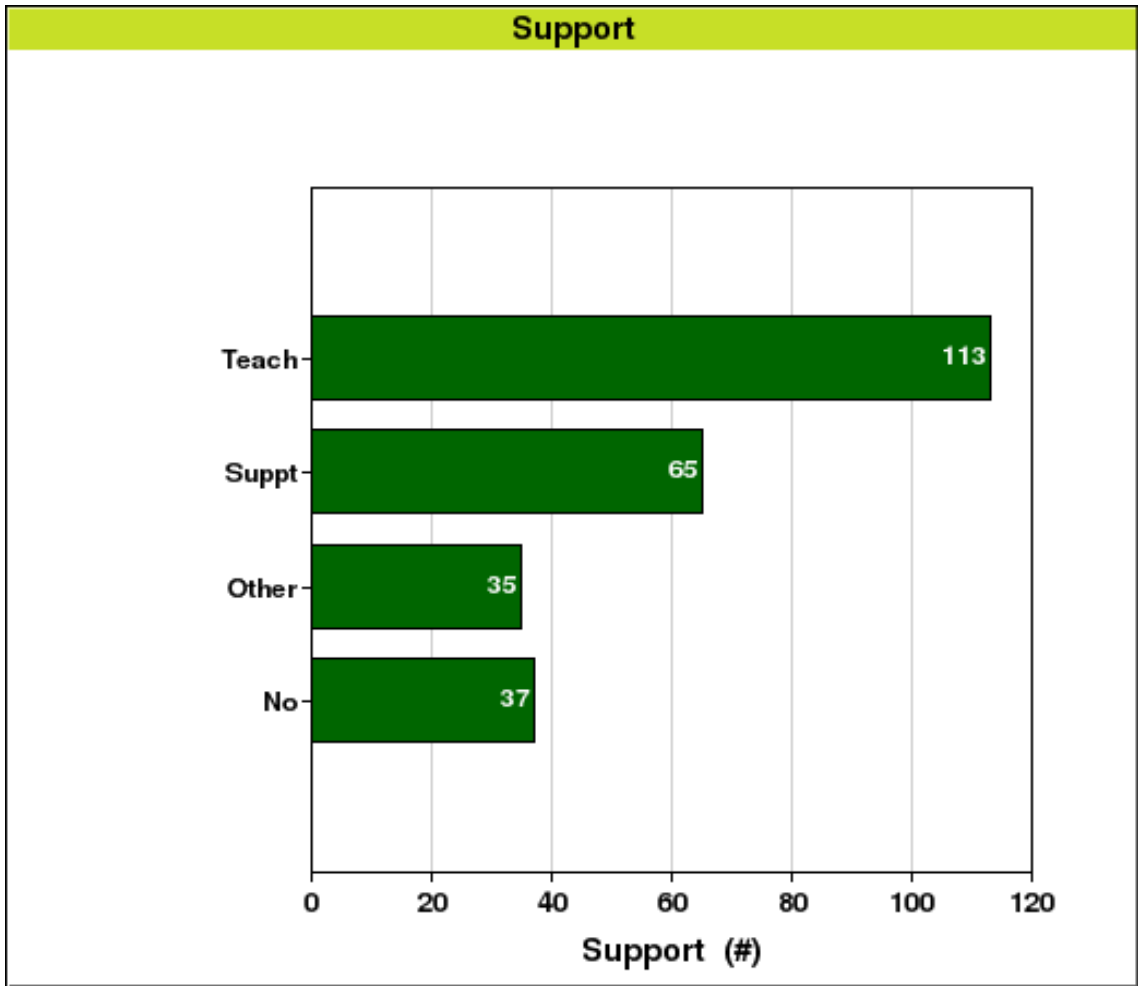


**Report on Student Outcomes and School Climate**  
**OurSCHOOL Elementary School Survey (6720)**  
**Blessed Cardinal Newman Highlights**

**Multiple Choice Question**

Students were asked: "Do you have an adult at your school who you can go to for help or support? (Please select all that apply)"

- Yes - a Teacher (Teach)
- Yes - a Support Staff (Suppt)
- Yes - Other (Other)
- No (No)





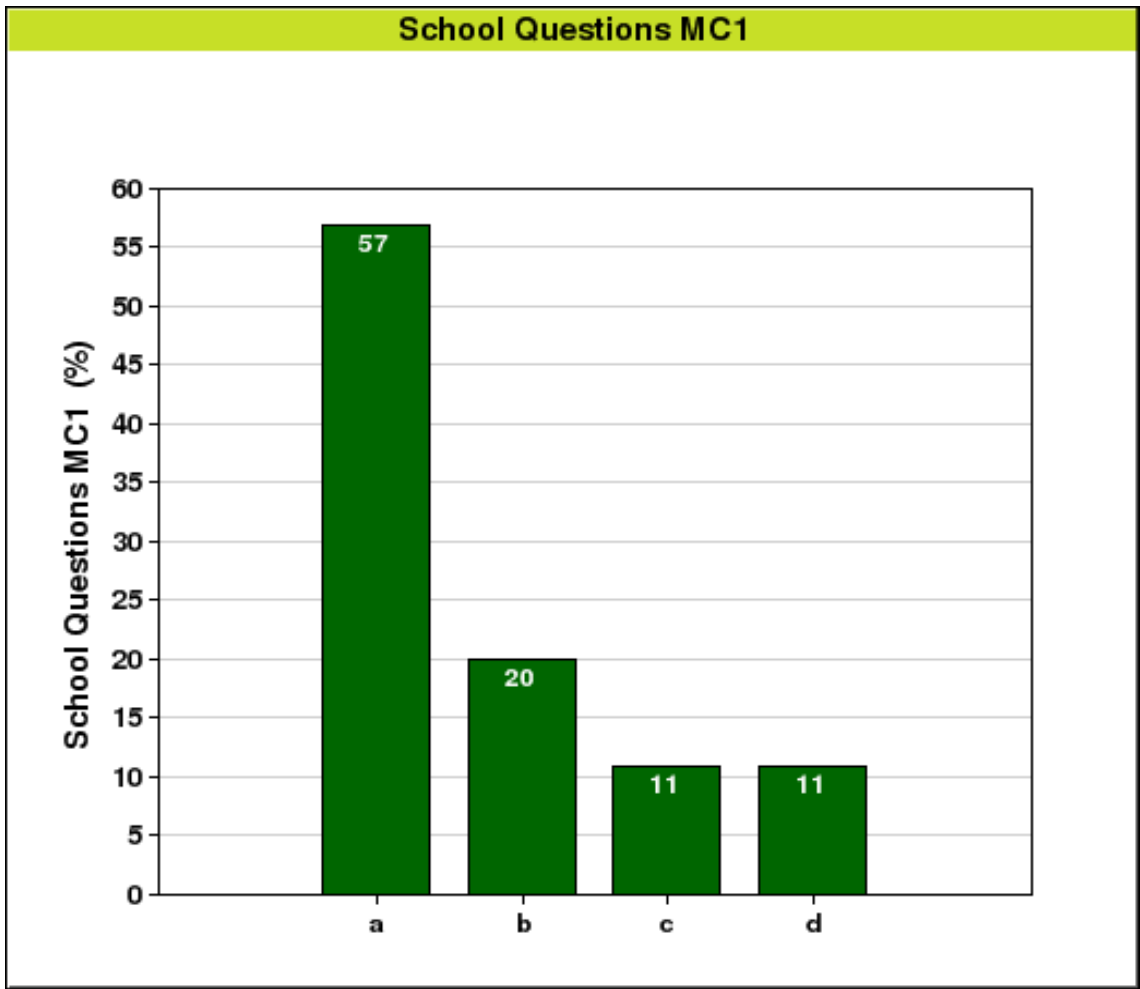
**Report on Student Outcomes and School Climate**  
**OurSCHOOL Elementary School Survey (6720)**  
**Blessed Cardinal Newman Highlights**

**Multiple Choice Question**

Students were asked: ". How often are you hungry at school because there is not enough food at home for your breakfast or lunch?

"

- never or almost never (a)
- once or twice a month (b)
- once or twice a week (c)
- every day (d)





**Report on Student Outcomes and School Climate**  
**OurSCHOOL Elementary School Survey (6720)**  
**Blessed Cardinal Newman Highlights**

**Multiple Choice Question**

Students were asked: "How often are you without a playmate at recess or lunch recess. "

- never or almost never (a)
- once or twice a month (b)
- once or twice a week (c)
- every day (d)

